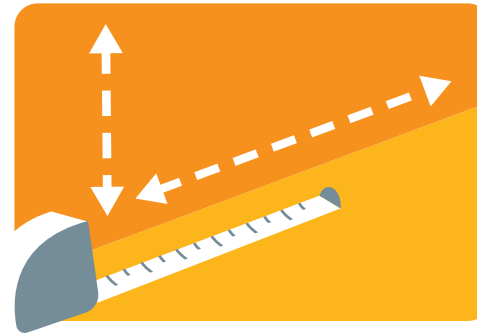


STEP BY STEP GUIDE TO OUR EQUIPMENT DIAGRAM



Ideas

Talk to us about what you want. You don't have to know exactly; we have experience and ideas.




Measure + photograph

Photos and measurements of location will help planning and pricing.



Your equipment

We supply a list of equipment - select what you would like to include.



Describe + photograph

Any other equipment you would like us to include or redraw to match yours.



Writing

Together we develop equipment descriptions that are clear and accurate.



Costs

Quotations include a breakdown of costs for design, print and installation.




Funding

Often costs are split between charitable and clinical funding.



Other input

Speak to communications and facilities management.



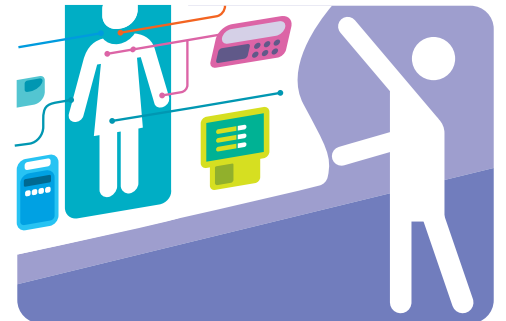
Design

Once we've agreed the content, we'll start designing your diagram.



Approval

Comment and approve initial design before print.



Installation

We arrange print and specialist installation at a convenient time.